

MINI_LINE 42 TUB S A X2

Code	07.3270.10.930.BK
Color	Black
Input Wattage	2 x 5 W
Luminaire luminous flux	2 x 642 Lm
Luminaire efficacy	128.4 lm/W
CCT	3000K
CRI	>90
Voltage (V)	42V
Warranty	5 Years
IP Grade	IP20

OPTICAL

Type	CREE LED
Light beam angle	36°
Light distribution	Symmetric


ELECTRICAL

Driver	Included
Voltage (V)	42V
Dimming	1-10V DIM
Electrical insulation class	Class III

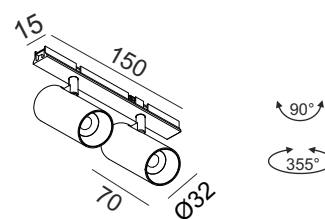
OTHER DATA

Track type	MINI_LINE TRACK 42V DC
Swivel angle	90°
Rotation angle	355°
Materials	Aluminium / Polycarbonate
Weight	0.270 kg
Gross weight	0.314 kg

CERTIFICATIONS



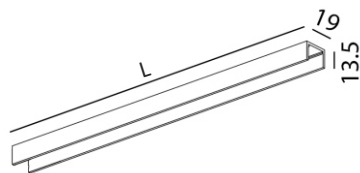

DIMENSIONS



ACCESSORY



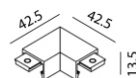
IN LINE TRACK
48V OPTIONS



MINI_LINE 42 TRACK S

	Code	Dimensions (mm): LxWxH	Color
MINI_LINE TRACK S 42V 2m*	07.S200.LG	2000 x 19 x 13.5	Like gold
MINI_LINE TRACK S 42V 2m*	07.S200.LB		Like brass
MINI_LINE TRACK S 42V 3m*	07.S300.WH	3000 x 19 x 13.5	White
MINI_LINE TRACK S 42V 3m*	07.S300.BK		Black
MINI_LINE 42 CORNER S HR *	07.S90HR.WH	43 x 43 x 13.5	White
MINI_LINE 42 CORNER S HR *	07.S90HR.BK		Black
MINI_LINE 42 CORNER S HR *	07.S90HR.LG		Like gold
MINI_LINE 42 CORNER S HR *	07.S90HR.LB		Like brass
MINI_LINE 42 CORNER S IN *	07.S90IN.WH	35 x 35 x 13.5	White
MINI_LINE 42 CORNER S IN *	07.S90IN.BK		Black
MINI_LINE 42 CORNER S OUT *	07.S90OUT.WH	39.5 x 39.5 x 13.5	White
MINI_LINE 42 CORNER S OUT *	07.S90OUT.BK		Black
MINI_LINE 42 END CAP R/S *	07.R/SECAP.WH	19 x 7.5 x 13.5	White
MINI_LINE 42 END CAP R/S *	07.R/SECAP.BK		Black
MINI_LINE 42 END CAP R/S *	07.R/SECAP.LG		Like gold
MINI_LINE 42 END CAP R/S *	07.R/SECAP.LB		Like brass

MINI_LINE 42 CORNER S HR



MINI_LINE 42 END CAP S



MINI_LINE 42 CORNER S IN



MINI_LINE 42 CORNER S OUT



*Electrical connection not included

CERTIFICATIONS



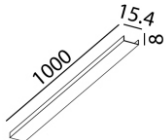
ALL 42V TRACK MINI_LINE

MINI_LINE MEC JOINT



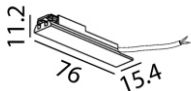
	Code	Color
Mechanical linear connector for track	07.R/SLNCON.WH	White
	07.R/SLNCON.BK	Black

MINI_LINE COVER R/S




	Code	Dimensions (mm): LxWxH	Color
Track cover for Recessed & Surface	07.R/SCOV100.WH	1000 x 15.4 x 8	White
	07.R/SCOV100.BK		Black

MINI_LINE LIVE END 500



	Code	Dimensions (mm): LxWxH	Color
Feed cable	07.SLE50.WH	300	White
	07.SLE50.BK	300	Black

MINI_LINE ELECTRICAL JOINT FLEX



	Code	Color
Electrical joint flex connector for track	07.S2LE.WH	White
	07.S2LE.BK	Black

POWER SUPPLY



	Code	Dimensions (mm): LxWxH	Power Watt	Color
	PS-75-42	171 x 61.5 x 36.5	75	Grey
	PS-100-42	200 x 68 x 38.8	100	Grey
	PS-150-42	200 x 68 x 38.8	150	Grey

CE IP67 42V

CERTIFICATIONS

