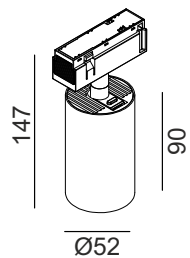


# IN\_LINE TUB M A 90

06.0591.14

POWER: 10.8W LED  
DC 48V




## SAFETY INSTRUCTIONS

- The appliance should be installed, connected and tested by qualified electrician, and in accordance with local regulations.
- Turn off the power supply before installation or maintenance of the appliance, and make sure that the cables will not be squeezed or damaged by sharp edges.
- The appliance should not be covered by insulation blankets or similar materials .
- Clean the appliance with a soft cloth and a standard PH neutral detergent. Stainless steel surfaces should be maintained regularly.
- Misuse of, or changes to the appliance shall nullify the guarantee. The manufacturer is free to change the design, specifications and instructions for assembly.

**⚠ DO NOT CONNECT THE APPLIANCE DIRECTLY TO HIGH-VOLTAGE POWER SUPPLY IF DRIVER IS NOT CONNECTED.**

USE THE CORRECT DRIVER TO CONNECT.

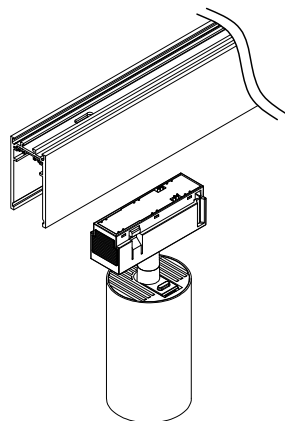
DO NOT TOUCH OR CLEAN THE LED ARRAY!  
IN ORDER TO AVOID DAMAGING THE LED CHIP!



CE EAC



1

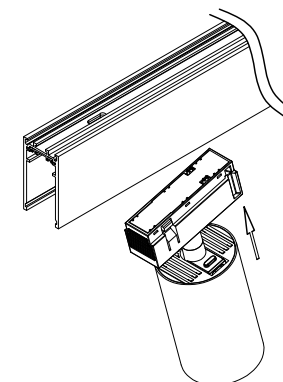


1-1

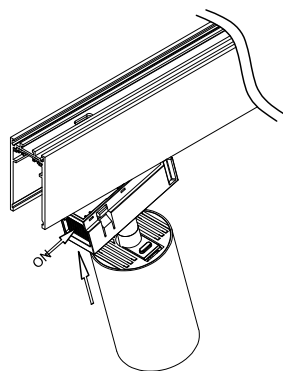


1-2

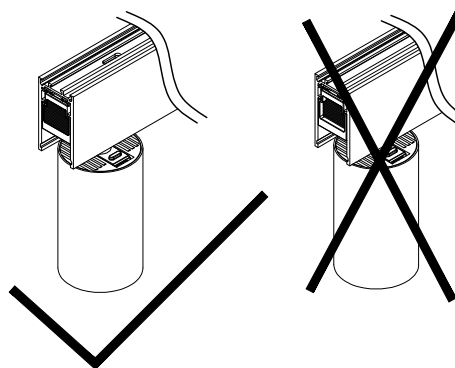
2



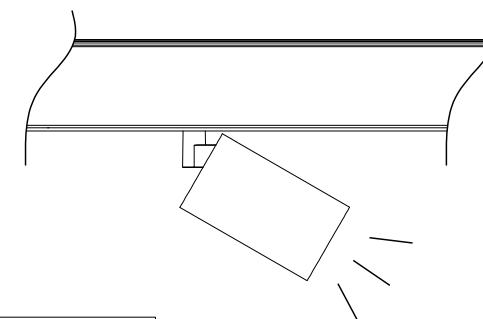
3



4



5



5-1



5-2

**LTX**  
LIGHTING SOLUTIONS  
LTX-LED.com

Lightonix sp. z o.o.  
Ul Hoza, 86 lok. 410  
00-682 Warszawa, Poland  
Telephone: +48 516 808 834  
E-mail: info@ltx-led.com