

# TUB M S 110

Code	02.0511.9.930.BK
Color	Black
Input Wattage	9 W
Luminaire luminous flux	540 Lm
Luminaire efficacy	60 lm/W
CCT	3000K
CRI	>90
Voltage (V)	220-240V, 50/60Hz
Warranty	5 Years
IP Grade	IP20

## OPTICAL

Type	CREE LED
Aiming	Fixed
Light beam angle	35°
Light distribution	Symmetric

## ELECTRICAL

Driver	Included
Power system	10,5 W
Output Current	250mA
Dimming	NO DIM
Input Voltage	220-240V
Input Frequency	50-60Hz

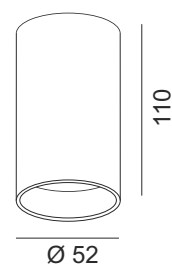
## OTHER DATA

Mounting	Surface
Construction material	Aluminium / Polycarbonate
Operating Ambient Temp.	-20 to 40 °C
Weight	0,202 kg
Gross weight	0,268 kg

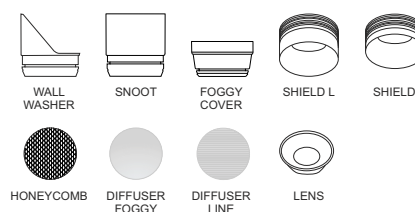
## CERTIFICATIONS



## DIMENSIONS

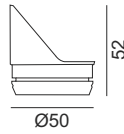


## ACCESSORY




# TUB M ACCESSORY

Model WALL WASHER TUB M  
Category Accessories

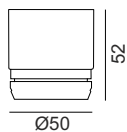


Code 06.A05WW  
Color Black




# TUB M ACCESSORY

Model SNOOT TUB M  
Category Accessories

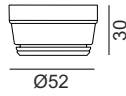


Code 06.A05NB  
Color Black




# TUB M ACCESSORY

Model FOGGY COVER TUB M  
Category Accessories

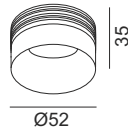


Code 06.A05FG  
Color Mat white



# TUB M ACCESSORY


Model SHIELD L TUB M  
Category Accessories



Code 06.A05SHL.BR  
Color Brass

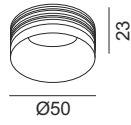


Code 06.A05SHL.CP  
Color Copper



# TUB M ACCESSORY


Model SHIELD TUB M  
Category Accessories



Code 06.A05SH.BR  
Color Brass

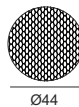


Code 06.A05SH.CP  
Color Copper




# TUB M ACCESSORY

Model HONEYCOMB TUB M  
Category Accessories



Code 06.A05HC  
Color Black




# TUB M ACCESSORY

Model DIFFUSER FOGGY TUB M  
Category Accessories



Code 06.A05SFT  
Color Foggy






# TUB M ACCESSORY

Model DIFFUSER LINE TUB M  
Category Accessories



Code 06.A05ELPS  
Color Transparent



# TUB M ACCESSORY

Model LENS TUB M  
Category Accessories



Code 06.A05LS15  
Light beam angle 15°  
Color Transparent



Code 06.A05LS30  
Light beam angle 30°  
Color Transparent

