

# TUB S P 300 NANO

Code	03.0332.8.930.BK
Color	Black
Input Wattage	8 W
Luminaire luminous flux	389 Lm
Luminaire efficacy	49 lm/W
CCT	3000K
CRI	>90
Voltage (V)	220-240V, 50/60Hz
Warranty	5 Years
IP Grade	IP20

## OPTICAL

Type	CREE LED
Aiming	Fixed
Light beam angle	50°
Light distribution	Symmetric

## ELECTRICAL

Driver	Included
Power system	9 W
Output Current	700mA
Output Voltage	3V-13V
Dimming	NO DIM
Input Voltage	220-240V
Input Frequency	50-60Hz
Dimension LxWxH(mm)	59x25x20
Protection type	IP20
Construction material	Plastic
Driver mounting	Remote
Ta °C	-20°C to 45°C
Tc °C	90°C

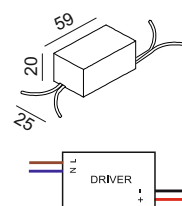
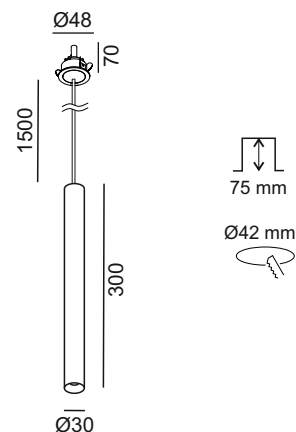
## OTHER DATA

Cutout dimension (mm)	Ø42mm
Recommended height (mm)	75mm
Fixings Hardware	Plastic clip
Mounting	Pendant / Ceiling recessed trim
Construction material	Aluminium / Polycarbonate
Operating Ambient Temp.	-20 to 40 °C
Weight	0.513 kg
Gross weight	0.677 kg

## CERTIFICATIONS



## DIMENSIONS

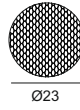


## ACCESSORY




# TUB S ACCESSORY

Model HONEYCOMB TUB S  
Category Accessories



Code 06.A03HC  
Color Black




# TUB S ACCESSORY

Model LENS TUB S  
Category Accessories



Code 06.A03LS24  
Light beam angle 24°  
Color Transparent



Code 06.A03LS32  
Light beam angle 32°  
Color Transparent

