

# MICRO\_LINE TUB S P 300

|                         |                       |
|-------------------------|-----------------------|
| Code                    | 14.0330.7.930.DALI.BK |
| Color                   | Black                 |
| Input Wattage           | 6.3W                  |
| Luminaire luminous flux | 649Lm                 |
| Luminaire efficacy      | 103lm/W               |
| CCT                     | 3000K                 |
| CRI                     | >90                   |
| Voltage (V)             | 48VDC                 |
| Warranty                | 5 Years               |
| IP Grade                | IP20                  |

## OPTICAL


|                    |           |
|--------------------|-----------|
| Type               | CREE LED  |
| Light beam angle   | 36°       |
| Light distribution | Symmetric |

## ELECTRICAL

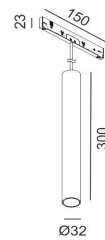
|                             |           |
|-----------------------------|-----------|
| Driver                      | Included  |
| Power factor                | 0.8       |
| LED input Voltage (nominal) | 9V        |
| LED input Current (nominal) | 700mA     |
| Dimming                     | DALI      |
| Electrical insulation class | Class III |

## OTHER DATA

|                |                           |
|----------------|---------------------------|
| Track type     | MICRO_LINE TRACK          |
| Swivel angle   | 0°                        |
| Rotation angle | 0°                        |
| Materials      | Aluminium / Polycarbonate |
| Weight         | 0.36 kg                   |
| Gross weight   | 0.45 kg                   |

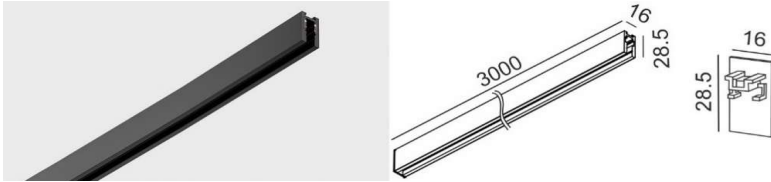


## DIMENSIONS



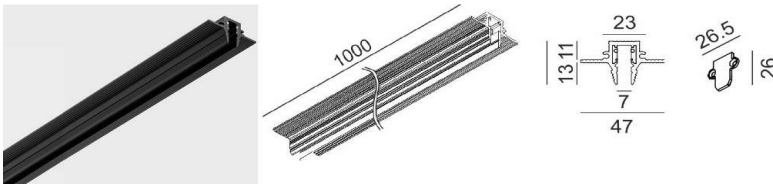
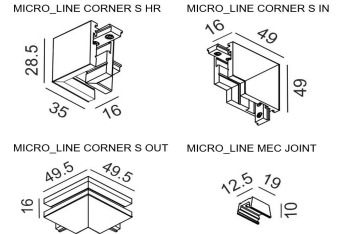
## CERTIFICATIONS



**MICRO\_LINE TRACK S**

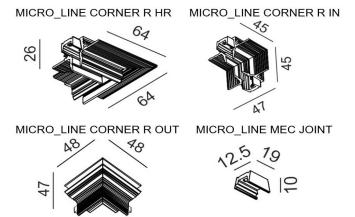
|                          | Code                | Dimensions (mm):L×W×H | Color |
|--------------------------|---------------------|-----------------------|-------|
| MICRO_LINE TRACK S 1m*   | <b>14.S100.BK</b>   | 1000 x 16 x 28.5      | Black |
| MICRO_LINE TRACK S 2m*   | <b>14.S200.BK</b>   | 2000 x 16 x 28.5      | Black |
| MICRO_LINE TRACK S 3m*   | <b>14.S300.BK</b>   | 3000 x 16 x 28.5      | Black |
| MICRO_LINE END CAP S*    | <b>14.SSCAP.BK</b>  | 00 x 16 x 28.5        | Black |
| MICRO_LINE CORNER S HR*  | <b>14.S90HR.BK</b>  | 35 x 35 x 28.5        | Black |
| MICRO_LINE CORNER S IN*  | <b>14.S90IN.BK</b>  | 49 x 49 x 16          | Black |
| MICRO_LINE CORNER S OUT* | <b>14.S90OUT.BK</b> | 49.5 x 49.5 x 16      | Black |
| MICRO_LINE MEC JOINT*    | <b>14.R/SLNCON</b>  | 19 x 12.5 x 10        | Black |

\*Electrical connection not included

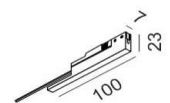
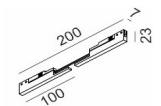
**MICRO\_LINE TRACK R**

|                               | Code                 | Dimensions (mm):L×W×H | Color |
|-------------------------------|----------------------|-----------------------|-------|
| MICRO_LINE TRACK R 48V DC 1m* | <b>14.R100.BK</b>    | 1000 x 47 x 26        | Black |
| MICRO_LINE TRACK R 48V DC 2m* | <b>14.R200.BK</b>    | 2000 x 47 x 26        | Black |
| MICRO_LINE TRACK R 48V DC 3m* | <b>14.R300.BK</b>    | 3000 x 47 x 26        | Black |
| MICRO_LINE END CAP R*         | <b>14.R/SECAP.BK</b> | 00 x 26 x 26          | Black |
| MICRO_LINE CORNER R HR*       | <b>14.R90HR.BK</b>   | 64 x 64 x 26          | Black |
| MICRO_LINE CORNER R IN*       | <b>14.R90IN.BK</b>   | 46 x 46 x 47          | Black |
| MICRO_LINE CORNER R OUT*      | <b>14.R90OUT.BK</b>  | 48 x 48 x 47          | Black |
| MICRO_LINE MEC JOINT*         | <b>14.R/SLNCON</b>   | 19 x 12.5 x 10        | Black |

\*Electrical connection not included

**FOR ALL MICRO\_LINE TRACKS**

|                                  | Code                | Dimensions (mm):L×W×H | Color |
|----------------------------------|---------------------|-----------------------|-------|
| MICRO_LINE ELECTRICAL JOINT FLEX | <b>14.S2LE20.BK</b> | 200 x 7 x 23          | Black |
| MICRO_LINE LIVE END              | <b>14.SLE60.BK</b>  | 100 x 7 x 23          | Black |



## CERTIFICATIONS

