

# NANO R

Code	01.3910.8.930.BK
Color	Black
Input Wattage	8W
Luminaire luminous flux	700mA
Luminaire efficacy	87,5 lm/W
CCT	3000K
CRI	>90
UGR	<19
Voltage (V)	220-240V, 50/60Hz
Warranty	5 Years
IP Grade	IP 44

## OPTICAL

Type	CREE LED
Aiming	Fixed
Light beam angle	50°
Light distribution	Symmetric

## ELECTRICAL

Driver	Included
Power system	9 W
Output Current	700mA
Output Voltage	3V-13V
Dimming	NO DIM
Input Voltage	220-240V
Input Frequency	50-60Hz
Dimension LxWxH(mm)	50x25x30
Protection type	IP20
Construction material	Plastic
Driver mounting	Remote
Ta °C	-20 to 40 °C
Tc °C	90°C

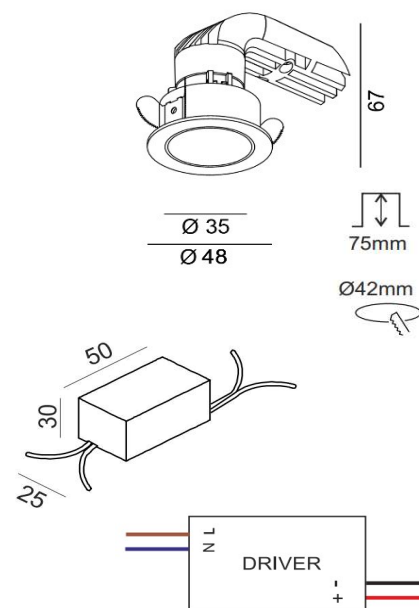
## OTHER DATA

Cutout dimension (mm)	Ø42mm
Recommended height (mm)	75mm
Fixings Hardware	Plastic clip
Mounting	Ceiling recessed trim
Construction material	Aluminium / Polycarbonate
Operating Ambient Temp.	-20 to 40 °C
Weight	0,13 kg
Gross weigh	0,18 kg

## CERTIFICATIONS




## DIMENSIONS



# NANO R ACCESSORY

Model FRAME NANO R  
Category Accessories



Code 01.A39FRR.BK  
Color Black

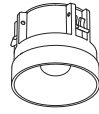


Code 01.A39FRR.WH  
Color White




# NANO R ACCESSORY

Model SHIELD NANO R  
Category Accessories




Code 01.A390.WH  
Color White




Code 01.A390.BK  
Color Black



Code 01.A390.BR  
Color Brass



Code 01.A390.CP  
Color Copper




# NANO ACCESSORY

Model NANO LENS  
Category Accessories



Code 01.A39LS12  
Light beam angle 12°  
Color Transparent



Code 01.A39LS30  
Light beam angle 30°  
Color Transparent

